



Testing LEDs on an RJ45 Network Connector

Introduction

The **Feasa LED Analyser** provides an ideal solution for testing LEDs on RJ45 Network Connectors. The LEDs need to be tested for both color and intensity to ensure the visual uniformity of LEDs.

LEDs are typically Red, Green, Orange or Yellow in color. The **Feasa LED Analyser** provides excellent color discrimination particularly in the transitional areas from Red to Orange, from Orange to Yellow and from Yellow to Green.

There are many different types of connectors and LEDs can often be close together. Variation in the positional placement of the LEDs/RJ45 Connector can cause discrepancy in both color and intensity results. The use of Feasa Optical Heads will address these issues as well as addressing the space restrictions within the fixture.




Figure 1

Figure 1 is an example of an RJ45 Network Connector.



Figure 2

Figure 2 is an example of OH-3 Optical Heads measuring LEDs.



Feasa Enterprises Ltd.

Castletroy • Limerick • Ireland

Telephone: + 353 61 330333 - Fax : + 353 61 330452 - Website: www.feasa.ie

Registered Office: Feasa Enterprises Limited, Holland Road, National Technology Park, Castletroy, Co.Limerick, Ireland.
Registered in Ireland, No. 106933. Copyright © 2011 Feasa Enterprises Limited. All rights reserved.



Testing LEDs on an RJ45 Network Connector

Figures 3 & 4 illustrate how Optical Heads can be mounted in close proximity to the LED.

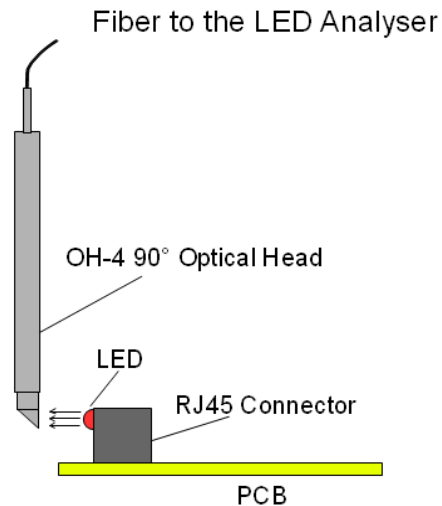


Figure 3

Figure 3 shows the LEDs on the RJ45 Connector being tested with the 90° OH-4 Optical Head. This minimises the space requirement in the Test Fixture.

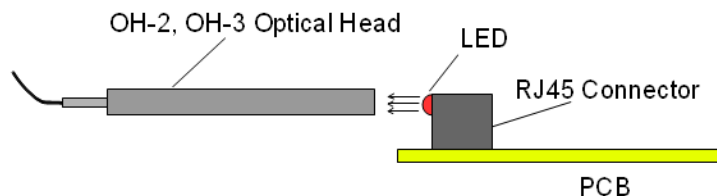


Figure 4

Figure 4 shows the LEDs on the RJ45 Connector being tested with the in-line OH-2 or OH-3 Optical Head. This can be incorporated into a sliding mechanism which can electronically test the connector at the same time.